




Dx Geomagic Design X

The Ultimate 3D Scan-To-CAD Solution



Dx Geomagic Design X

Geomagic Design X is the industry's most comprehensive reverse engineering software. Combining history-based CAD with 3D scan data processing, you can create parametric, editable solid models compatible with your existing CAD software.

Broaden Your Design Horizons.

Start your designs not from scratch, but from reality. Transform scan data into editable, feature-based CAD models with ease. It's the ultimate tool for seamlessly integrating 3D scanning into your design workflows.

Speed Like Never Before.

From concept to creation, faster. Turn your ideas into designs in record time. Scan prototypes, parts, tools, anything, and cut days or even weeks off your development cycle. Forget tedious manual measurements and start designing smarter, not harder.

Seamlessly Connected.

Enhance your CAD workflow with the power of 3D scanning. Geomagic Design X integrates seamlessly with tools like SOLIDWORKS®, Siemens NX®, Solid Edge, Autodesk Inventor®, and PTC Creo®. With LiveTransfer™ technology, transfer complete models, including feature trees, directly into your CAD system. Start with a 3D scan, finish with a solid or surface model—faster than ever.

Build on What You Already Have.

Great designs often start with something familiar. Scan your existing parts, learn from them, and improve upon them. Reuse old designs, modernise legacy components, or rebuild them into current CAD data to create detailed drawings and production-ready designs.


Achieve the Unthinkable.

Design without limits. Reverse engineering opens doors to new possibilities. Create products tailored to the human body for a flawless fit. Design components that integrate seamlessly with existing systems. Reimagine complex geometries that defy traditional measurement techniques.

Cut Costs, Not Corners.

Save time. Save money. Stay precise. Model as-built and as-designed parts with unmatched efficiency. Adapt existing CAD models to your 3D scans to reduce costly tool iterations. Ensure perfect fit and functionality while minimising expensive errors.

**Scan, Repair,
Rebuild.
Reverse Engineer
Fast.**



Purpose-built for perfection.

Geomagic Design X combines cutting-edge features to turn 3D scan data into precise, feature-based CAD models like no other software. From automatic and guided model extraction to exact surface fitting and advanced mesh editing, it handles the toughest challenges with ease. Scan anything, design everything, and create manufacturing-ready models with confidence.

Built for the Toughest Challenges.

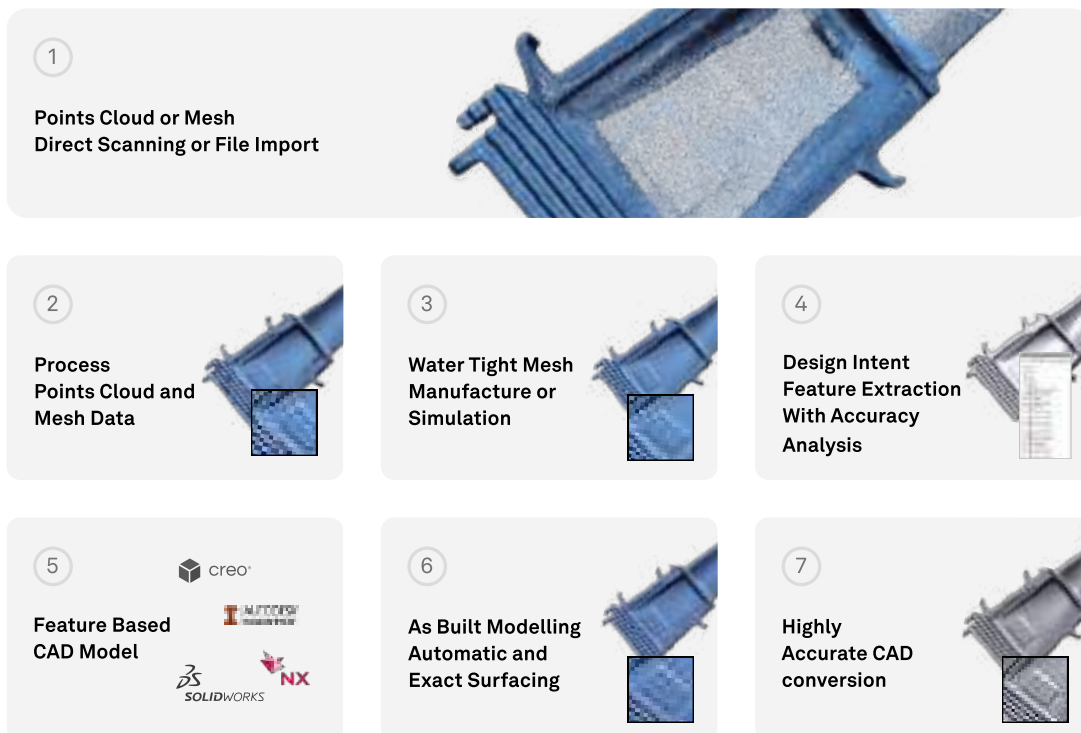
Geomagic Design X delivers everything you need to tackle even the most demanding projects. With a robust toolset that merges advanced CAD functionality with industry-leading scan processing, it can handle billions of scan points effortlessly. Skip the tedious cleanup, jump straight into creating CAD models and let the software handle the heavy lifting.

Instantly Familiar. Unbelievably Easy.

If you know CAD, you know Design X. Its user interface and intuitive workflows make it easier than ever to create precise as-designed and as-built models. Start working seamlessly, accurately, and with confidence, right from day one.



Scan-to-CAD Workflow



Highlight Features

- Direct 3D scanner control tools for the widest range of the most popular devices
- Supports import of over 60 file formats including polygons, point clouds and CAD
- Expertly handles massive mesh and point cloud data alignment, processing and refining, mesh construction
- Easy-to-use mesh repair tools deliver rapid hole filling, smoothing, optimising, re-wrapping and polishing tools such as Smart Brush
- Automatic, feature-based solid and surface extraction direct from 3D scans
- Rapidly creates solids or surfaces like you would in CAD
- Automated Accuracy Analyzer™ tools compare and validate surfaces, solids and sketches against original scan data
- Live Transfer™ supports the output of data to the industry's leading CAD systems
- Industry-leading "Exact" surface creation converts organic shapes to precise CAD models
- Supports comprehensive export of neutral CAD or polygon files

Choose Your Plan

Professional scan-to-CAD software that meets your requirements, whatever your budget.

Dx Go

Start reverse engineering parts with easy-to-use software.



Dx Plus

An enhanced toolset that integrates directly with your scanner.



Dx Pro

Unlimited Reverse Engineering. Convert scan-to-CAD faster than ever.





Hexagon is the global leader in measurement technologies. We provide the confidence that vital industries rely on to build, navigate, and innovate. From microns to Mars, our solutions ensure productivity, quality, and sustainability in everything from manufacturing and construction to mining and autonomous systems.

Hexagon (Nasdaq Stockholm: HEXA B) has approximately 24,800 employees in 50 countries and net sales of approximately 5.4bn EUR.

Learn more at [hexagon.com](https://www.hexagon.com)